



## **iLov NF-1**

Max for Live device

Manufactured by Modor, the NF-1 (and NF-1m, packed in a smaller housing) is a digital DSP synthesizer. The NF1 is based on a VA-synths structure with oscillators, filters (resonant and formant) and effects, with parameters that can be modulated using LFO's, envelopes and matrix modulation.

iLov NF-1 is a Max For Live device designed to easily control all the parameters of your Modor NF-1 or NF-1m synthesizer. Creating, editing, and saving your sounds become child's play.

### **Recommended System Requirements:**

Modor NF-1 with OS014 or higher, or, NF-1m with OS007 or higher.

Ableton Live 9.7.5 or higher.

Max For Live with Max 7.3.4 or higher.

OSX or Windows.

Note: The Modor NF-1(m) must be connected to a usb port! Midi port din is unadvised.

## Installation :

Simply put iLov NF-1 amxd file in the Max MIDI Effect folder:

**MacOS:** Macintosh HD/ Users / [username] / Music / Ableton / User Library / Presets / MIDI Effects / Max MIDI Effect

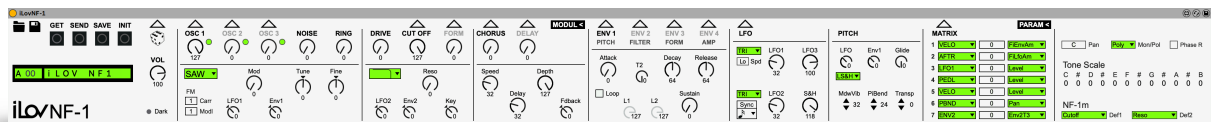
**Windows:** \ Users \ [username] \ Documents \ Ableton \ User Library \ Presets \ MIDI Effects \ Max MIDI Effect

Or simply drag iLov NF-1 device amxd file onto a midi track and, in the device windows upper right corner, click to save, press enter as the name is highlighted in the browser and Ableton will place it in its respective Max For Live midi instrument.

## Overview :

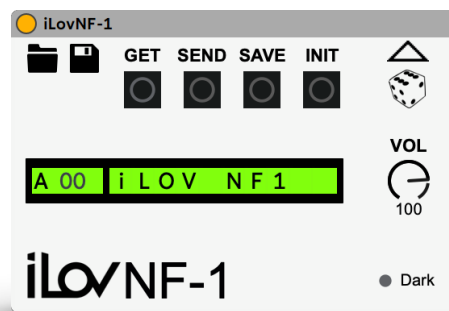
Like on the Modor NF-1(m), iLov NF-1 is divided in different sections: Oscillators section, Filters section, Effects section and Modulation section which contains envelopes, LFO's and a modulation matrix.

The parameters of each one of these sections can be randomized to generate new sounds.





For more visual comfort, iLov NF-1 Max4Live device is made up of expandable parts.

## Patch Manager :

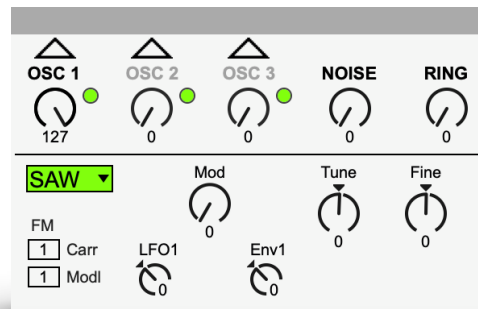


- **Open file** button opens a window that let you load one of the saved patches in your computer and send it to the NF-1(m)
- **Save file** button opens a window that let you save the current patch to your computer.
- **Get** button dumps data from NF-1(m)
- **Send** button sends parameters data to the NF-1(m)
- **Save** button store the current patch to a memory location of your NF-1(m). Select the bank and the program in the display.
- **Init** button reinitializes the current patch.
- The **dice** randomizes parameters values of ticked section. Select them by clicking triangle above controllers. By clicking on the triangle above the dice, select or deselect all the sections.
- In the **display**, select patch, see and edit the name of the patch (scroll up and down letters).
- Edit the main **Volume**.
- **Dark** button changes iLov NF-1 device skin.

 In Ableton Live, Arm Recording button of the midi track must be "on" to **get** and **save** patches.

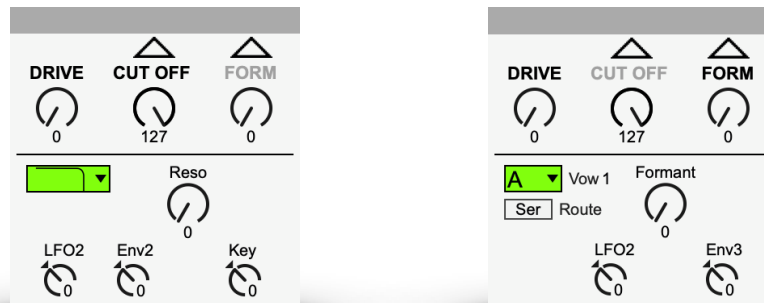
 If you select another patch of your Modor NF-1(m), do not forget to click **get** button to dump data from your synthesizer.

## Oscillators section:



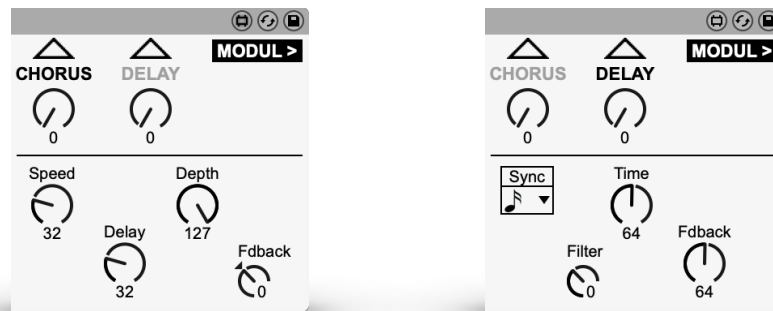
- Click on the **led** next to the OSC controller to mute/unmute the OSC.
- Click on **OSC1**, **OSC2** or **OSC3** or turning **OSC volume** controllers shows the oscillator parameters you want to edit under the line.
- Edit White **Noise** and **Ring** modulation.
- Use **Waveform**, **Mod**, **Tune** and **Fine**, **FM Carrier** and **FM Modulator**, **LFO1**, **Envelope1**, to edit oscillators parameters.

## Filter section:



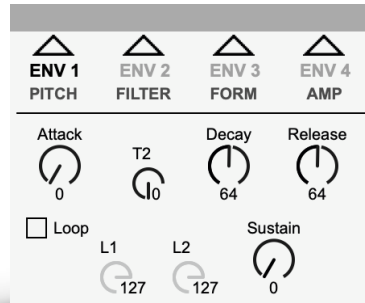
- Edit over**Drive**.
- Click on **CUT OFF**, **FORM** or turning controllers knobs, shows the filter or formant parameters under the line:
- Use **Filter type**, **Resonance**, **LFO2**, **Envelope2** and **Keyb**, to edit filter parameters.
- Use **Formant** (morphing), **Vowel**, **Route mode**, **LFO2** and **Envelope3**, to edit formant filter parameters.

## Effects section:



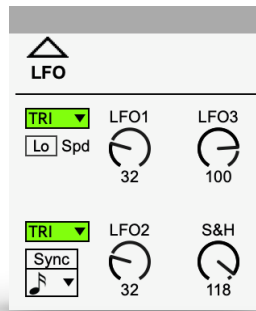
- Click on **CHORUS**, **DELAY** or turning controllers knobs, shows the filter or formant parameters under the line:
- Use **Speed**, **Delay**, **Depth** and **Feedback**, to edit chorus parameters.
- Use **Synchronization mode**, **Time**, **Filter** and **Feedback**, to edit delay parameters.

## Envelopes section:



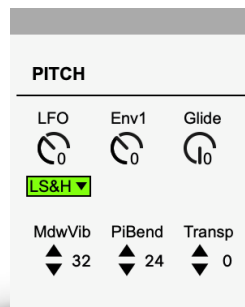
- Click on **ENV1-4** shows the envelope parameters under the line:
- Use **Attack**(T1), **T2**, **Decay**(T3), **Release**(T4), **Loop mode**, **L1**, **L2** and **Sustain**(L3), to edit envelopes parameters.

## LFO's section:




- Use **LFO1 Speed Mode**, **LFO1 Type**, **LFO1 Speed**, **LFO2 Synchronisation mode**, **LFO2 Type**, **LFO2 Speed**, **LFO3 Speed**, **Sample&Hold LFO Speed**, to edit LFO parameters.

## Pitch section:



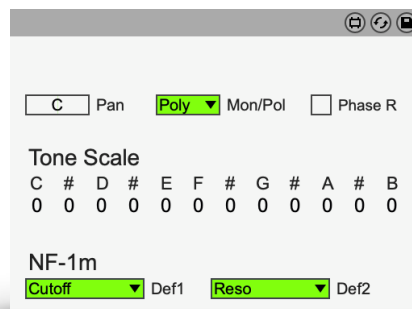
- Use Pitch **LFO**, Pitch **LFO source**, Pitch **Envelope1**, **Glide**, **ModWheel vibrato**, **Pitch Bend** and **Transposition**, to edit pitch parameters.

## Modulation Matrix section:



Use **Source**, **Value** control and **Destination** for each « wire », to edit modulation matrix.

## Parameters:



- Edit **Pan**, **Mono/Poly**, OSC **Phase Randomization**, **Tone Scale** and **NF-1m** assignation controllers knobs **Def1** and **Def2**.

## Automation controls:

- Volume, Pan
- Osc1,2,3 Vol, Osc1,2,3 Mod, Osc1,2,3 Tune, Osc1,2,3 Fine Tune, Osc1,2,3 LFO, Osc1,2,3 Env
- Noise, Ring, Drive
- Filter Cut Off, Filter reso, Filter LFO, Filter Env
- Formant Mix, Formant, Formant, Formant LFO, Formant Env
- Chorus Mix, Chorus Speed, Chorus Depth, Chorus Delay, Chorus Feedback, Delay Mix, Delay Filter, Delay Feedback
- Env1,2,3,4 Attack, Env1,2,3,4 T2, Env1,2,3,4 Decay, Env1,2,3,4 Release, Env1,2,3,4 L1, Env1,2,3,4 L2, Env1,2,3,4 Sustain
- LFO 1,2,3,S&H Speed
- Pitch LFO, Pitch Osc Env, Glide
- Wire 1,2,3,4,5,6,7

## Push controls:

	1	2	3	4	5	6	7	8
NF1	Volume	Osc1 Vol	Osc2 Vol	Osc3 Vol	Filter Cut Off	Formant mix	Chorus Mix	Delay Mix
Osc1	Osc1 Vol	Osc1 Mod	Osc1 Tune	Osc1 Fine T	Osc1 Mod Lfo	Osc1 Mod Env		Noise Vol
Osc2	Osc2 Vol	Osc2 Mod	Osc2 Tune	Osc2 Fine T	Osc2 Mod Lfo	Osc2 Mod Env		Ring Vol
Osc3	Osc3 Vol	Osc3 Mod	Osc3 Tune	Osc3 Fine T	Osc3 Mod Lfo	Osc3 Mod Env		Drive
Filter/ Formant	Filter Cut Off	Filter Reso	Filter Lfo2	Filter Env2	Formant Mix	Formant	Formant Lfo2	Formant Env3
FX	Chorus mix	Chorus Speed	Chorus Depth	Chorus Delay	Chorus Fdback	Delay Mix	Delay Filter	Delay Fdback
Envelop Pitch/Fit	Env1 Attack	Env1 Decay	Env1 Sustain	Env1 Release	Env2 Attack	Env2 Decay	Env2 Sustain	Env2 Release
Env Amp/Lfo	Env4 Attack	Env4 Decay	Env4 Sustain	Env4 Release	Lfo1 Speed	Lfo2 Speed	Lfo3 Speed	Lfo S&H Speed



## Support:

If you need help, have question or if you have encountered any problem using iLov NF-1, you can reach support at [info@ilovmachines.com](mailto:info@ilovmachines.com)

© 2019-2022 [www.ilovmachines.com](http://www.ilovmachines.com)